

Name: _____

Match Letter

Directions: Match the beginning sound with the letter it begins with.

TO BEGINNING SOUND

A



E



B



F



C



G






D



H



© 2023 EduCreators





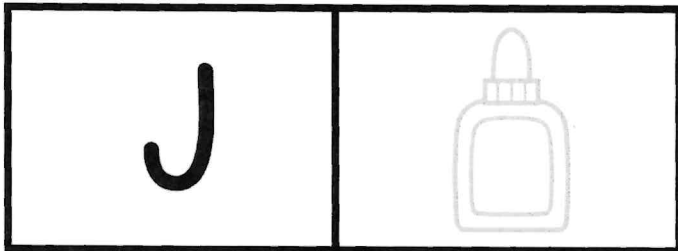




Name: _____


Match Letter

Directions: Match the beginning sound with the letter it begins with.

AND BEGINNING SOUND



© 2023 EduCreators





Name: _____


Match Letter


Directions: Match the beginning sound with the letter it begins with.


TO BEGINNING SOUND


Q	
---	---


V	
---	---


R	
---	---


W	
---	---


S	
---	---

X	
---	---






T	
---	---

Y	
---	---

U	
---	---

Z	
---	---

© 2023 EduCreators



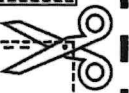


NAME: _____



Read & Match VI

Directions: 1. Blend the sounds together to read the words. 2. Trace the word. 3. Cut the pictures. 4. Glue the matching picture next to the word.

Cat	A tracing guide for the word "Cat" on a three-line grid. The word is written in a dotted font between the middle and bottom lines.	
Mat	A tracing guide for the word "Mat" on a three-line grid. The word is written in a dotted font between the middle and bottom lines.	
Hat	A tracing guide for the word "Hat" on a three-line grid. The word is written in a dotted font between the middle and bottom lines.	
Fat	A tracing guide for the word "Fat" on a three-line grid. The word is written in a dotted font between the middle and bottom lines.	



NAME: _____

Color By Number

1: Yellow


2: Green

3: White

4: Blue

5: Brown







6: Orange



Name: _____

AB Pattern

Directions: Cut and paste the pictures to complete the AB pattern.



Name: _____

Draw a line to match the number.

3

5

●	●			

1

●	●	●		

2

●				

0


●	●	●	●	●

4





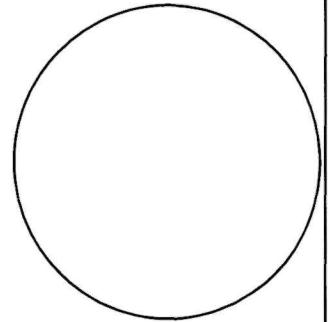


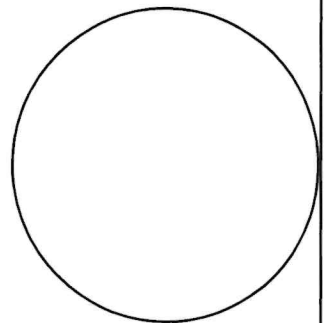



●	●	●	●	

NAME: _____

Let's Count




Count how dots are on the bugs. Write the number in the circle.












Name: _____

Same or different?



Directions:

Find and color the pictures that are the same. Put an X on the picture that is different.




Name: _____

Which is Taller?

Directions:

Color the picture that is taller. Put an X on the picture that is shorter.










	
	
	

Name: _____


Which is shorter?

Directions:

Color the picture that is shorter. Put an X on the picture that is taller.



NAME: _____



Ten frame

Color each ten frame by the number on the top.

5

2

6

7

1

4

Name: _____

Rhyming Match

Direction: Connect the pictures that rhyme.

