

Summer Work

for

Rising Second Graders

Congrats on completing First Grade!

We are so excited to have you in Second Grade.


This packet will help you practice many things you learned in
First Grade so that you will be ready when we come back to
school in August.

You can return this packet to your teacher when school starts.

You will earn a reward for all of your hard work!

Have a wonderful summer!

We're already excited to have you in Second Grade!





Name: _____



Addition



Addition up to 20



Addition up to 20



Directions: Solve the problems.



1 5 
+ 7 



2 8 
+ 6 



3 9 
+ 4 



1 7 
+ 10 



2 10 
+ 8 


3 4 
+ 6 



1 9 
+ 9 

2 9 
+ 3 

3 10 
+ 10 

1 4 
+ 7 

2 8 
+ 8 

3 7 
+ 7 

Name: _____

Place Value

Tens and Ones

What's the Value of the Digit?

Directions: Look at the underlined digit in each set.
Cut and paste the number to the correct column.

Tens Place

Ones Place

89

76

39

77

52

90

12

34

61

45

23

82

Name: _____

Date: _____

Adjectives to Describe Bubble Gum

Directions: Use adjectives to describe bubble gum.

What does
it feel like?


What does
it taste like?

What does
it smell like?

What does it
sound like?

What does
it look like?

What color
is it?



Name: _____

Super Sight Word:



Find and circle it

after has after
ask after every
into after again

Trace it

after
after

Color it 1=green 2=black
3=blue 4=red 5=pink

after

Highlight it

after	know	after	after
going	after	after	again
after	from	has	every

Put it in a sentence

We will go _____ Dan.

Are we going _____ this?

Box it up

after

Build it

--	--	--	--	--

tafire

Name: _____


I can Read it 3 times!



sk-

Phonics Reading Comprehension

Directions: Read the passage and answer the questions.



Skunk in Winter



Skippy the skunk loves winter. She likes to skate. See how she skims along the ice. Her skirt twirls around her.

Skippy skids to a stop. She looks at the sky. Snow!

Skippy takes off her skates. She puts on skis. Skippy goes skiing. She is a skilled skier! She has a helmet to keep her skull safe. What a smart skunk!

1. What does Skippy do first? 










2. What does Skippy do next? 









3. Why does Skippy wear a helmet? 

Name: _____

Subtraction to 20

Directions: Cut and paste the scoop that matches the difference on the cone.

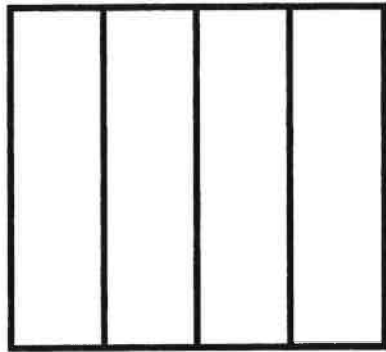









Name: _____

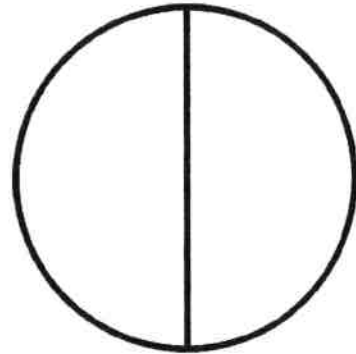
Fractions: Fourths and Halves

Directions: Color each shape to represent the fraction shown.


$$\frac{1}{4}$$




$$\frac{1}{2}$$




$$\frac{3}{4}$$



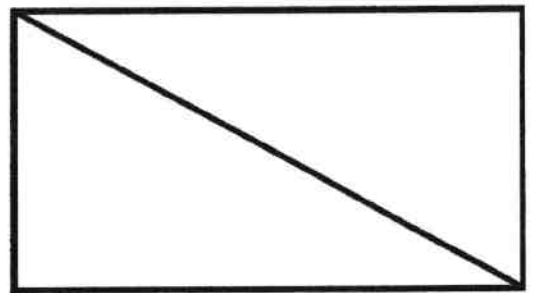
$$\frac{2}{4}$$




$$\frac{2}{4}$$




$$\frac{1}{2}$$



$$\frac{4}{4}$$



$$\frac{2}{2}$$



Name: _____

Name: _____

What Kind of Noun?

Directions: Color a dot to show what type of noun for each picture.



- person
- animal
- place
- thing




- person
- animal
- place
- thing



- person
- animal
- place
- thing



- person
- animal
- place
- thing



- person
- animal
- place
- thing



- person
- animal
- place
- thing




- person
- animal
- place
- thing



- person
- animal
- place
- thing




- person
- animal
- place
- thing



- person
- animal
- place
- thing



- person
- animal
- place
- thing



- person
- animal
- place
- thing



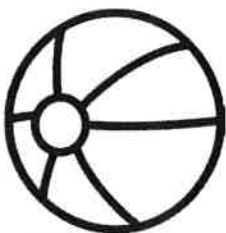
- person
- animal
- place
- thing




- person
- animal
- place
- thing



- person
- animal
- place
- thing



- person
- animal
- place
- thing



- person
- animal
- place
- thing




- person
- animal
- place
- thing

Name: _____

ai vowel teams

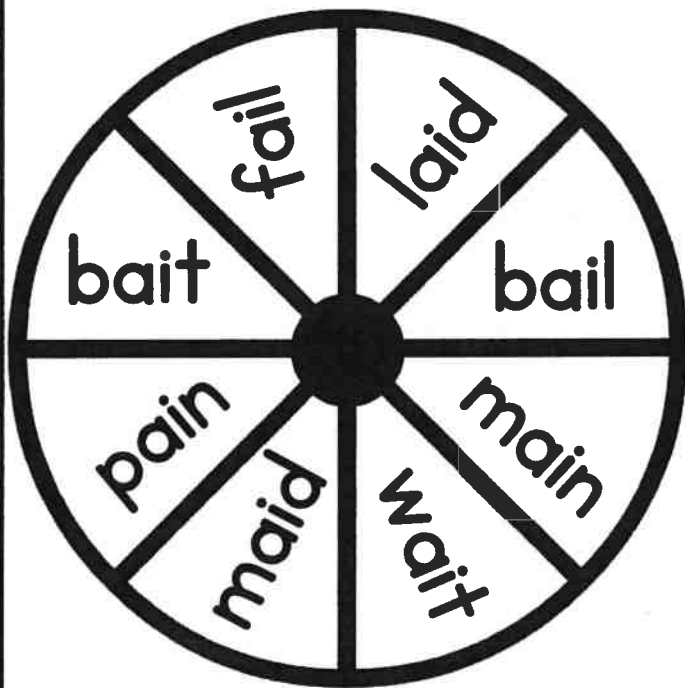
Word Work



Color the
ai Words

laid	main	maid	mat
dab	bait	ask	pain
bail	ham	fail	wait

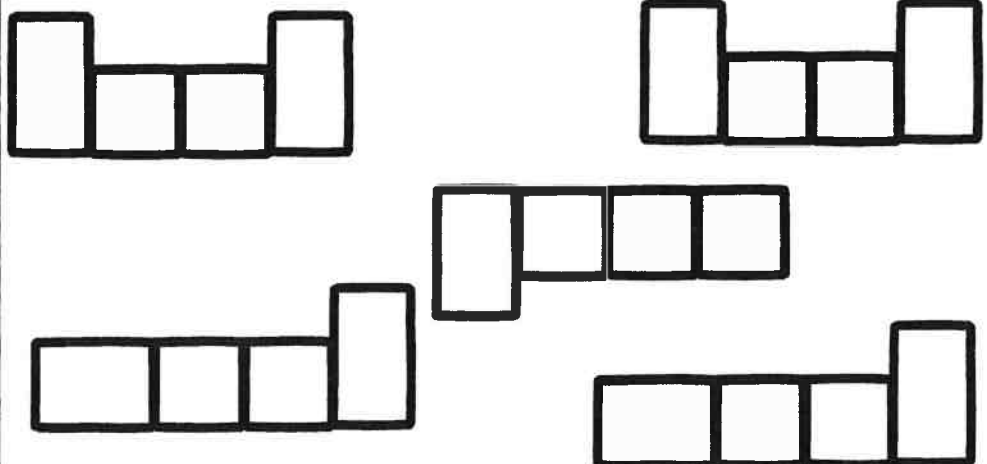
Spin, Read and Write!



①	⑤
②	⑥
③	⑦
④	⑧

Word Bank:

fail
maid
bait
wait
pain



Name: _____


I can Read it 3 times!



-ai

Phonics Reading Comprehension

Directions: Read the passage and answer the questions.



A Day at the Fair

Aiden just got paid. He goes to the fair. He takes the main train to the fair.

Aiden wants to play a game. He has to wait in line. "I don't like to wait," he says.

At his turn, he races a sail boat. He wins! His prize is pair of dice.

Then it starts to rain. Aiden's hair gets wet. Then the rain turns to hail.

"This hail is a pain," he says. Aiden takes the main train home.

1. Where does Aiden go? 

Handwriting practice lines for question 1, consisting of a solid top line, a dashed middle line, and a solid bottom line.

2. What does Aiden win? 

Handwriting practice lines for question 2, consisting of a solid top line, a dashed middle line, and a solid bottom line.

3. What does the rain turn into? 

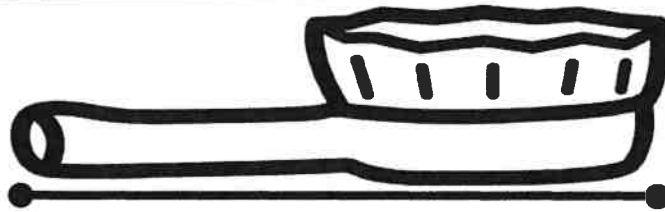
Handwriting practice lines for question 3, consisting of a solid top line, a dashed middle line, and a solid bottom line.

Name: _____



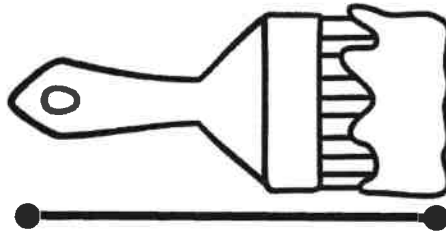
Paperclip Measurement

Directions: First, estimate the number of paperclips you think you will need to measure each item. Next, cut out the paperclip ruler and measure the exact number of paperclips. Record your answers.



Guess: _____

Paperclips: _____




Guess: _____

Paperclips: _____



Guess: _____

Paperclips: _____



Guess: _____

Paperclips: _____




Name: _____



Counting Nickels



Directions: Color the correct number of coins to match the amount on the purse.



Name: _____

Date: _____

Action Verbs: Labeling Set I

Directions: Label each picture using the word bank.

Word Bank

paint

swim

blow

brush

wash

write

build

cut

crawl

1



2



3




4



5



6



7



8



9



Name: _____

Digraphs
CH

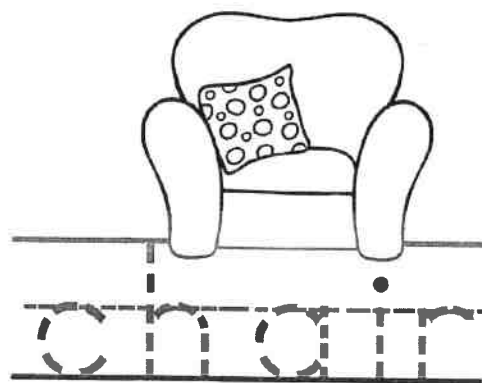
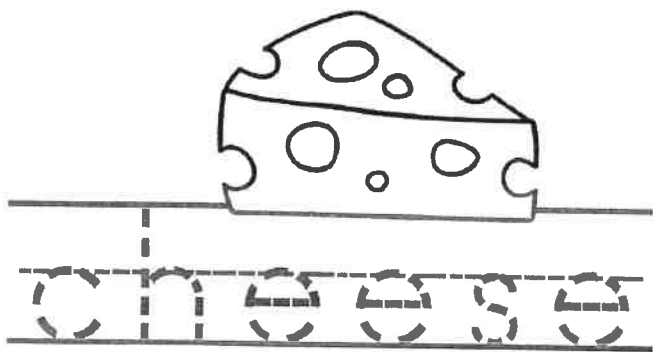
Let's Learn the CH Digraph!



Trace and write.

Tracing practice for the digraph 'ch'. It consists of five columns. Each column has a top line, a middle dashed line, and a bottom line. The first column shows the letters 'ch' written on the lines. The next four columns show the letters 'ch' as dashed outlines for tracing.

Read and trace.



Read and trace the sentence.

The rat ate cheese
on the chair.

Draw a picture to match the sentence.


Name: _____



ch-

Phonics Reading Comprehension

Directions: Read the passage and answer the questions.



Chester the Chimp



Chester the chimp lives at the zoo. He is a charming chap. He pounds his chest. The people cheer for Chester. They chant, "Ches-ter! Ches-ter!"

One day, Chester wanted a change. There was a chain on the door. Chester chewed a stick to a point. He put it through the chain. Chester was on the loose!

The zoo had a little choo-choo train. Chester wanted to ride the choo-choo. But the zookeeper chased Chester. He took Chester back to the chimp house.

1. What is Chester? 

Handwriting practice lines for question 1, consisting of a solid top line, a dashed middle line, and a solid bottom line.

2. How does Chester get free? 

Handwriting practice lines for question 2, consisting of a solid top line, a dashed middle line, and a solid bottom line.

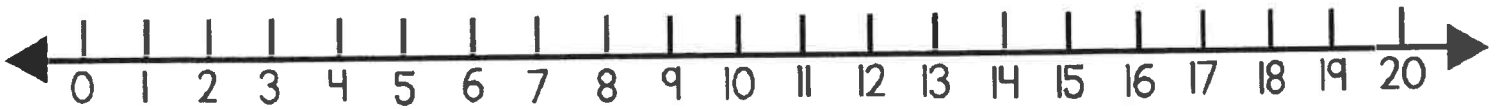
3. What did Chester want to do? 

Handwriting practice lines for question 3, consisting of a solid top line, a dashed middle line, and a solid bottom line.

Name: _____

Number Line Addition to 20 Set I

Directions: Solve the problems. Use the number line to help you add.

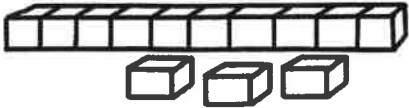


$\begin{array}{r} 6 \\ + 7 \\ \hline \square \end{array}$	$\begin{array}{r} 15 \\ + 3 \\ \hline \square \end{array}$	$\begin{array}{r} 11 \\ + 5 \\ \hline \square \end{array}$	$\begin{array}{r} 10 \\ + 6 \\ \hline \square \end{array}$	$\begin{array}{r} 5 \\ + 9 \\ \hline \square \end{array}$
$\begin{array}{r} 12 \\ + 4 \\ \hline \square \end{array}$	$\begin{array}{r} 6 \\ + 5 \\ \hline \square \end{array}$	$\begin{array}{r} 9 \\ + 7 \\ \hline \square \end{array}$	$\begin{array}{r} 8 \\ + 8 \\ \hline \square \end{array}$	$\begin{array}{r} 5 \\ + 8 \\ \hline \square \end{array}$
$\begin{array}{r} 7 \\ + 8 \\ \hline \square \end{array}$	$\begin{array}{r} 9 \\ + 6 \\ \hline \square \end{array}$	$\begin{array}{r} 7 \\ + 4 \\ \hline \square \end{array}$	$\begin{array}{r} 12 \\ + 6 \\ \hline \square \end{array}$	$\begin{array}{r} 13 \\ + 6 \\ \hline \square \end{array}$
$\begin{array}{r} 5 \\ + 7 \\ \hline \square \end{array}$	$\begin{array}{r} 12 \\ + 3 \\ \hline \square \end{array}$	$\begin{array}{r} 9 \\ + 9 \\ \hline \square \end{array}$	$\begin{array}{r} 9 \\ + 8 \\ \hline \square \end{array}$	$\begin{array}{r} 13 \\ + 7 \\ \hline \square \end{array}$

Name: _____

Place Value

Tens and Ones



Place Value

Directions: Write the correct number of tens and ones in the boxes.

23 = tens and ones

47 = tens and ones

65 = tens and ones

70 = tens and ones

39 = tens and ones

51 = tens and ones


24 = tens and ones

90 = tens and ones

19 = tens and ones

88 = tens and ones

Name: _____



A large empty rectangular box for writing.

I Can...

use a capital letter.

The cat is big.

use finger spaces.



sound out words.

c-a-t = cat

use punctuation.

. ? !

draw a picture.




In Spring


flowers



butterflies




frogs



birds




bees



Name: _____

Super Sight Word:



Find and circle it

could as could
fly could his
stop could could

Trace it

could
could

Color it 1=green 2=black
3=blue 4=red 5=pink

could

Highlight it

could	some	came	could
round	could	could	could
could	could	every	going

Put it in a sentence

I think it _____ fly.

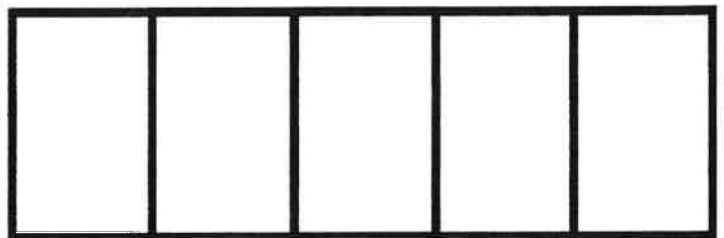
We _____ take a walk.

Box it up

could



Build it



could

Name _____



Date _____

Comprehension Check #1

Directions: Read the short passage. Answer the questions.



Did you know that over 100 countries celebrate Earth Day? Every year, we celebrate Earth Day on April 22nd. This special holiday reminds us to think about our planet, and what we can do to protect it. There are many ways to help keep our environment safe. We can reduce waste, recycle materials and reuse items around our house. These small steps will help keep our planet healthy.

1. How many countries celebrate Earth Day?

2. What day do we celebrate Earth Day?

3. What does Earth Day remind us to do?

4. What are the three R's that help protect our Earth?

5. Give an example of something you can reuse.

Name: _____

Fact Families

Fact Families Set I













Directions: Use the numbers at the top to complete the fact families.

1. <p>3 2 5</p> $\square + \square = \square$ $\square + \square = \square$ $\square - \square = \square$ $\square - \square = \square$	2. <p>7 3 4</p> $\square + \square = \square$ $\square + \square = \square$ $\square - \square = \square$ $\square - \square = \square$	3. <p>8 2 6</p> $\square + \square = \square$ $\square + \square = \square$ $\square - \square = \square$ $\square - \square = \square$
4. <p>5 3 8</p> $\square + \square = \square$ $\square + \square = \square$ $\square - \square = \square$ $\square - \square = \square$	5. <p>2 8 10</p> $\square + \square = \square$ $\square + \square = \square$ $\square - \square = \square$ $\square - \square = \square$	6. <p>1 8 9</p> $\square + \square = \square$ $\square + \square = \square$ $\square - \square = \square$ $\square - \square = \square$

Name: _____

Time to Blast off!

Directions: Write the digital time under each clock.

1. 	2. 	3. 	4. 
5. 	6. 	7. 	8. 
9. 	10. 	11. 	12. 

Name: _____

Date: _____

Adjectives


What Kind or How Many?

Directions: Cut and paste the pictures to the correct column.

What Kind

How Many


Directions: Write two sentences using adjectives from above.



loud dog




one worm



huge elephant




two scoops



three eggs



brown log



warm mittens




some apples

Name: _____

ea vowel teams

Word Work



Color the
ea Words

sea	leak	beam	lean
wed	step	slept	tend
bead	meal	leap	team

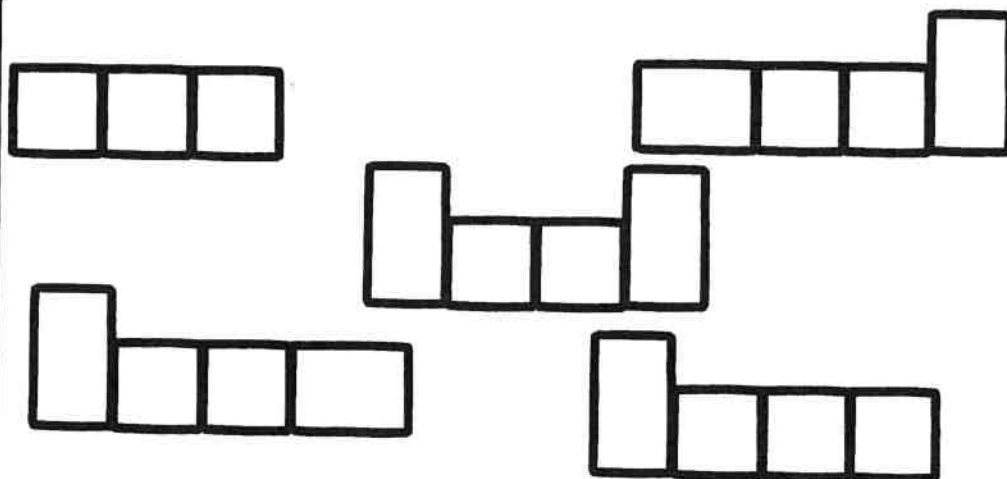
Spin, Read and Write!



①	⑤
②	⑥
③	⑦
④	⑧

Word Bank:

lean
sea
meal
team
leak



Name: _____

I can Read it 3 times!



-ar

Phonics Reading Comprehension

Directions: Read the passage and answer the questions.



Charting Sharks



Bart parked his car. He saw Lara from afar.

"How are you?" he called.

"Ready to chart some sharks," Lara said.

She had carted all the gear to the boat.



"Let's go to the same part of the sea as last time. We charted lots of sharks there," said Bart.

Bart and Lara sailed far across the sea. Sharks darted around their boat.

Bart filled in the chart.

"None of the sharks have come to harm," he said.

1. What do Bart and Lara have to do? 


2. Where do they sail? 

3. What does Bart learn about the sharks? 

Name: _____

Measurement with Cubes

Directions: Measure the objects by counting the number of cubes.




--	--	--	--	--	--	--	--	--	--	--	--	--	--	--	--	--	--	--	--

_____ cubes




--	--	--	--	--	--	--	--	--	--	--	--	--	--	--	--	--	--	--	--

_____ cubes




--	--	--	--	--	--	--	--	--	--	--	--	--	--	--	--	--	--	--	--

_____ cubes



--	--	--	--	--	--	--	--	--	--	--	--	--	--	--	--	--	--	--	--

_____ cubes



















--	--	--	--	--	--	--	--	--	--	--	--	--	--	--	--	--	--	--	--

_____ cubes

Name: _____

Practice Counting Tallies

Directions: Write the correct number for each set of tally marks.

	<input type="text"/>		<input type="text"/>
	<input type="text"/>		<input type="text"/>
	<input type="text"/>		<input type="text"/>
	<input type="text"/>		<input type="text"/>
	<input type="text"/>		<input type="text"/>
	<input type="text"/>		<input type="text"/>
	<input type="text"/>		<input type="text"/>
	<input type="text"/>		<input type="text"/>

Name: _____ Date: _____



Nouns Word Search Set 1

Directions: Highlight the 10 nouns from the word bank.
Find the nouns in the word search below.

star	sister	eat	movies	woman
tall	girl	lamp	long	jog
brush	short	cousin	zoo	book



W	G	I	R	L	L	B	K
O	R	P	S	C	A	C	W
M	H	X	I	O	M	M	Z
A	V	Z	S	U	P	O	J
N	S	O	T	S	Y	V	B
G	T	O	E	I	E	I	O
P	A	U	R	N	T	E	O
B	R	U	S	H	R	S	K

Directions: Use 3 nouns from above to write 3 separate sentences.

Name: _____

Super Sight Word:



Find and circle it

every be every
ask every thank
going as every

Trace it

every
every

Color it 1=green 2=black
3=blue 4=red 5=pink

1 2 3 4 5
every

Highlight it

every	think	open	every
could	every	every	every
every	every	thank	once

Put it in a sentence

We picked _____ berry.

I think _____ cat is cute.

Box it up

every

Build it

--	--	--	--	--

every

Name _____




Date _____

Comprehension Check #8

Directions: Read the short passage. Answer the questions.

The pond is home to many different types of animals, insects and plants. A pond is a small area of still, fresh water. A pond is different than a stream because there is no moving water at a pond. The water at a pond is also very shallow. At the pond, you will find animals that live above the water and below the water. Ducks, birds, snapping turtles, frogs, and beavers are just some of the animals that live above water. Tadpoles, water beetles, crayfish and fish live below water at the pond.



1. What is a pond?

2. How is a pond different than a stream?

3. Name two animals that live above water.

4. Name two animals that live below water.

5. Name another animal that might live at the pond.

Name: _____

Counting by 2's



Skip Counting by 2's

Directions: Fill in the missing numbers.



1		3		5		7		9	
11		13		15		17		19	
21		23		25		27		29	
31		33		35		37		39	
41		43		45		47		49	
51		53		55		57		59	
61		63		65		67		69	
71		73		75		77		79	
81		83		85		87		89	
91		93		95		97		99	
101		103		105		107		109	
111		113		115		117		119	

Name: _____

Addition

Word Problems



Word Problems

Directions: Solve the word problems.
Use the ten frame to help. Write an equation.



Kate had 3 red pens, 4 blue pens and 5 green pens. How many pens did she have in all?

_____ + _____ + _____ = _____

Tim ate 5 pieces of pizza. Jen ate 4 pieces of pizza. Fred ate 6 pieces of pizza. How many pieces did they eat altogether?

_____ + _____ + _____ = _____

Bill ate 2 apples, 6 bananas and 6 oranges. How many pieces of fruit did Bill eat in all?

_____ + _____ + _____ = _____

Tom had 7 blue shirts, 6 yellow shirts and 5 green shirts. How many shirts did Tom have altogether?

_____ + _____ + _____ = _____

Name: _____

Date: _____

Finding Verbs Set 1

Directions: Read the words in the word bank.
Write the correct word on each bubble.



verb

verb

verb

verb

verb

verb

verb

verb

NOT a
verb

NOT a
verb

NOT a
verb


NOT a
verb



Name: _____

Digraphs
PH

Let's Learn the PH Digraph!




Trace and write.

ph ph ph ph

Read and trace.



photo



elephant

Read and trace the sentence.

I took a photo of
an elephant.

Draw a picture to match the sentence.

Name: _____



Phonics Reading Comprehension

Directions: Read the passage and answer the questions.



Giant Gopher



Stephen called his nephew on the phone.

"Hi Christopher, it's Uncle Stephen," he said. "I have a big gopher in my yard."

Christopher went to Uncle Stephen's house. He saw the gopher. He took a photo. The gopher was the size of an elephant. It dove under the ground like a dolphin.

"I can catch that phantom gopher," Christopher said.

He did catch the gopher. Uncle Stephen was proud of his nephew.

"I should give you a trophy," he said.

1. What is in Uncle Stephen's yard? 

Handwriting practice lines for question 1, consisting of a solid top line, a dashed middle line, and a solid bottom line.

2. What did Christopher do when he saw the gopher? 

Handwriting practice lines for question 2, consisting of a solid top line, a dashed middle line, and a solid bottom line.

3. What does Uncle Stephen want to give Christopher? 

Handwriting practice lines for question 3, consisting of a solid top line, a dashed middle line, and a solid bottom line.

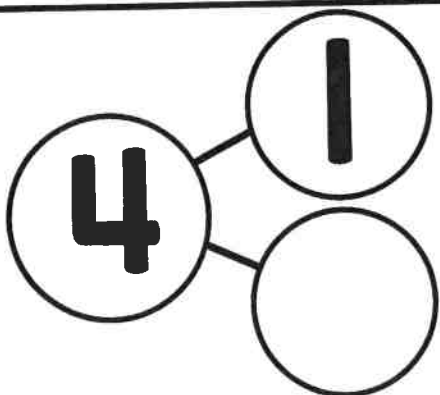
Number Bonds

Subtraction up to 10

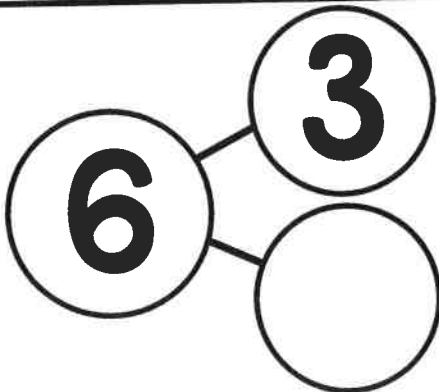
Name: _____

Number Bonds Set 1

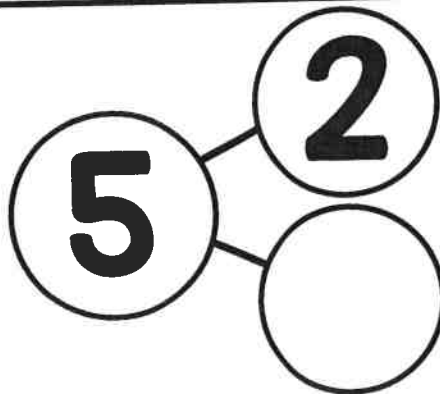
Directions: Complete the number bond for each set.
Subtract the part from the whole to find the missing number.
Write a subtraction problem to match.




_____ - _____ = _____




_____ - _____ = _____



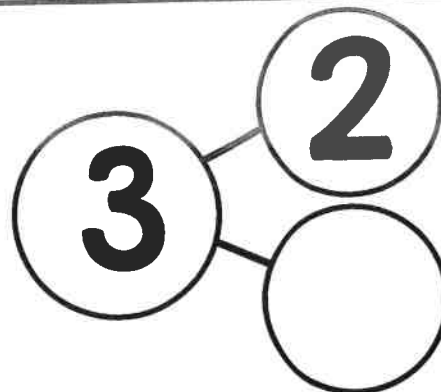
_____ - _____ = _____



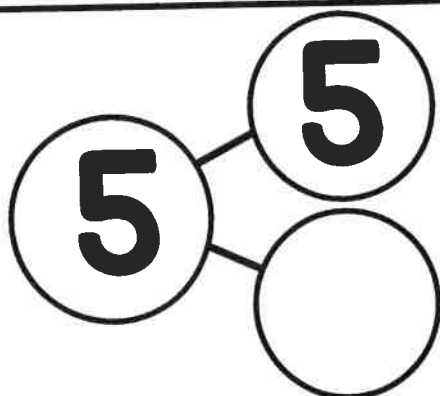
_____ - _____ = _____



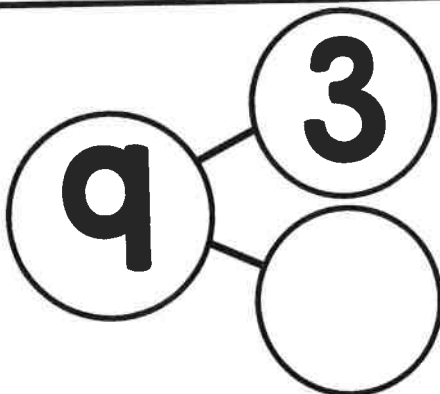
_____ - _____ = _____




_____ - _____ = _____



_____ - _____ = _____




_____ - _____ = _____



_____ - _____ = _____




Name: _____






Fractions: One Quarter

Directions: Read and color.

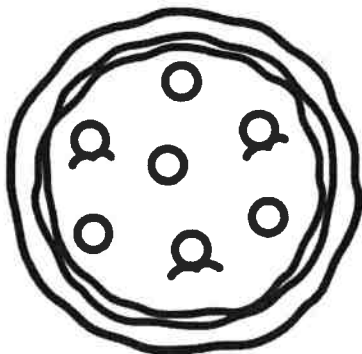
Color one-quarter of each shape.




Color one-quarter of each group.



Divide the pizza in fourths.
Color one quarter.



Divide the pie in fourths.
Color one quarter.





Name: _____

Identifying Complete Sentences

Directions: Read each group of words. Use the color code to color the presents.







Color Code
Complete Sentences
 blue
Incomplete Sentences
 orange

1. Today is John's birthday.
2. Going to have cake.
3. John got a lot of presents for his birthday.
4. The soccer ball is John's favorite present.
5. Is happy.
6. John had six candles on.
7. There was a piñata filled with candy.
8. John broke open the.

Week 2: Day 3

Directions: Rewrite the four incomplete sentences from above, and make them complete sentences.

	_____
	_____
	_____
	_____

Name: _____

Super Sight Word:



Find and circle it

give then give
may give fly give
walk give once

Trace it

give
give

Color it

1=green 2=blue
3=yellow 4=red

give

Highlight it

give	give	were	them
from	give	give	once
give	just	going	give

Put it in a sentence

I will _____ him a toy.

Could I _____ her that?

Box it up

give

Build it

--	--	--	--

v g e i


Name _____



Date _____

Comprehension Check #9

Directions: Read the short passage. Answer the questions.



Fred loves to eat fast food, but his mom doesn't let him eat it very often. "Eating out is a treat," explains Fred's mom. "Fast food is not very healthy, which is why we rarely eat it." On Saturday, Fred and his family go to their favorite fast food restaurant. Fred orders a cheeseburger, fries and a milk shake. Fred enjoys his meal, but his tummy hurts a little. Fred agrees with his mom about eating out. It is a fun treat to eat out, but he wouldn't want to eat out every day.

1. What does Fred love to eat?

2. What does Fred's mom think about fast food?

3. What does the word "rarely" mean?

4. What does Fred eat on Saturday?

5. Why does Fred agree with his mom about eating out?







Name: _____

Money: Coins

Counting Money

Count On: Dimes and Pennies











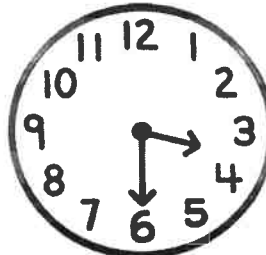





Directions: Add up the coins. Write the number as you count.
Write how much money in all.









 _____ ¢ _____ ¢ _____ ¢ _____ ¢ _____ ¢ _____ ¢	Total: _____ ¢
 _____ ¢ _____ ¢ _____ ¢ _____ ¢ _____ ¢ _____ ¢ _____ ¢	Total: _____ ¢
 _____ ¢ _____ ¢ _____ ¢ _____ ¢ _____ ¢ _____ ¢ _____ ¢	Total: _____ ¢
 _____ ¢ _____ ¢ _____ ¢ _____ ¢ _____ ¢ _____ ¢	Total: _____ ¢
 _____ ¢ _____ ¢ _____ ¢ _____ ¢ _____ ¢ _____ ¢ _____ ¢	Total: _____ ¢
 _____ ¢ _____ ¢ _____ ¢ _____ ¢ _____ ¢ _____ ¢ _____ ¢	Total: _____ ¢

Name: _____


Time: Match the Times Set I

Directions: Cut and paste the digital clocks to match.

Name: _____



I Can...



use a capital letter.
The cat is big.



use a finger a spaces.



sound out words.
c-a-t = cat



use punctuation.
. ? !



draw a picture.




Plants need _____


water



sun




soil



air



bees



Name _____

sh Digraphs

Word Work



Color the

sh

words

shack	shade	whiz	shark
what	earth	shape	math
she	shall	SHARE	sheep

Spin, Read and Write



1. _____	5. _____
2. _____	6. _____
3. _____	7. _____
4. _____	8. _____

Week 2: Day 4

WORD BANK:

shade
 shall
 she
 sheep
 shark

Name: _____



sh-

Phonics Reading Comprehension

Directions: Read the passage and answer the questions.



A Day by the Sea




Shay has a little shop by the sea. She sells shirts. People come in on ships. They come to Shay's shop. Sometimes they buy shirts.

Shay's brother Shawn sits outside. He shines shoes. People roll their pants up to their shins. Then they let Shawn shine their shoes.

At 5:00, Shay shuts the door to her shop. She shares a pizza with Shawn. Then they go to look for shells. Not too shabby!

1. What does Shay sell at her shop?



Handwriting practice lines for question 1, consisting of a solid top line, a dashed middle line, and a solid bottom line.

2. What is Shawn's job?



Handwriting practice lines for question 2, consisting of a solid top line, a dashed middle line, and a solid bottom line.

3. What do Shay and Shawn do at 5:00?




Handwriting practice lines for question 3, consisting of a solid top line, a dashed middle line, and a solid bottom line.

Name: _____



Addition: Roll and Add



Directions: Roll 3 dice. Write the numbers in the boxes.
Add and write an equation.

$$\square + \square + \square = \square$$

$$\square + \square + \square = \square$$

$$\square + \square + \square = \square$$

$$\square + \square + \square = \square$$

$$\square + \square + \square = \square$$

$$\square + \square + \square = \square$$

$$\square + \square + \square = \square$$

$$\square + \square + \square = \square$$

$$\square + \square + \square = \square$$

$$\square + \square + \square = \square$$

$$\square + \square + \square = \square$$

$$\square + \square + \square = \square$$

Name: _____

Number Sense

Count Backward Cut and Paste Set I

Directions: Cut and paste the numbers in order for each row, counting backward.

15	14			
----	----	--	--	--

9				
---	--	--	--	--

21				
----	--	--	--	--

62				
----	--	--	--	--

Week 2: Day 5

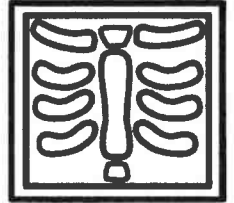
12	19	8	60	11
17	5	13	7	18
6	61	59	20	58

Name: _____


Date: _____



Identifying Adjectives: Words that Describe-Set I




Directions: Highlight the adjective in each sentence.



1. The doctor is helpful.
2. He works at a big hospital.
3. The nurse has a white notepad.
4. The hospital has three floors.
5. The windows are square.
6. The boy pretends to check his soft teddy bear.
7. The teddy bear is brown.
8. He puts a large band aid on the teddy bear.
9. The bear cries when he gets a small shot.
10. The medicine tastes bitter.

Name: _____

Super Sight Word:



Find and circle it

know every ask
of know old know
once know know

Trace it

know
know

Color it

1=pink 2=blue

3=green 4=red

1 2 3 4
know

Highlight it

know	after	know	after
know	know	how	know
know	please	know	going

Put it in a sentence

I do not _____ him.

I think I _____ her.

Box it up

know

--	--	--	--

Build it

--	--	--	--

w o k n

Name _____




© Annie Moffatt @ The Moffatt Girls 2016

Date _____

Comprehension Check #15

Directions: Read the short passage. Answer the questions.



Earthworms play an important role in helping keep our soil healthy. Earthworms that live in the topsoil, are called topsoil dwellers. These earthworms pull pieces of leaves and grass down into the soil. As the earthworm eats their way through the soil, they make tunnels. These tunnels leave spaces for water and air to travel. At the same time, earthworms are helping mix the topsoil with the soil below. When the earthworm eats the soil, they leave behind waste, which is called casting. The casting is a fertilizer that helps gardens grow.



1. What is the name of earthworms that live in topsoil?

2. What do earthworms pull into the soil?

3. How do the tunnels help our soil?



4. What is the name of the waste they leave behind?

5. How does the casting help our gardens?

Name: _____

Tens and Ones

Directions: Look at the number. Draw how many tens and how many ones are in the number. Write the number in expanded form. The first one has been done for you.

36		7		23		65	
Tens	Ones	Tens	Ones	Tens	Ones	Tens	Ones
							
<u>30</u> + <u>6</u>		_____ + _____		_____ + _____		_____ + _____	
18		51		44		73	
Tens	Ones	Tens	Ones	Tens	Ones	Tens	Ones
_____ + _____		_____ + _____		_____ + _____		_____ + _____	
60		49		26		50	
Tens	Ones	Tens	Ones	Tens	Ones	Tens	Ones
_____ + _____		_____ + _____		_____ + _____		_____ + _____	
33		11		99		61	
Tens	Ones	Tens	Ones	Tens	Ones	Tens	Ones
_____ + _____		_____ + _____		_____ + _____		_____ + _____	

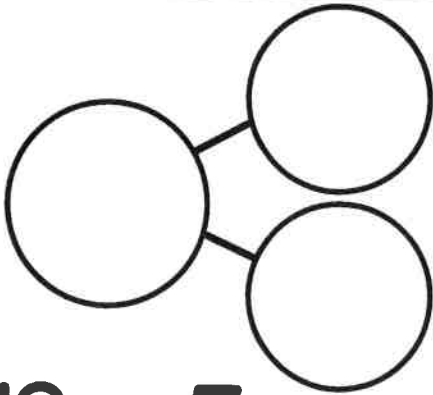
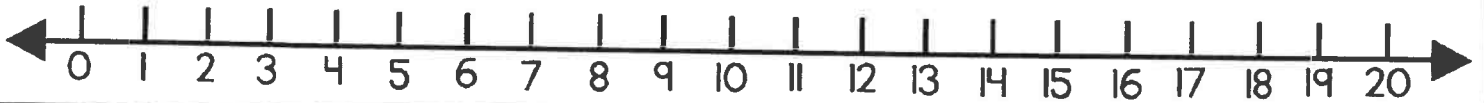
Name: _____

Number Bonds

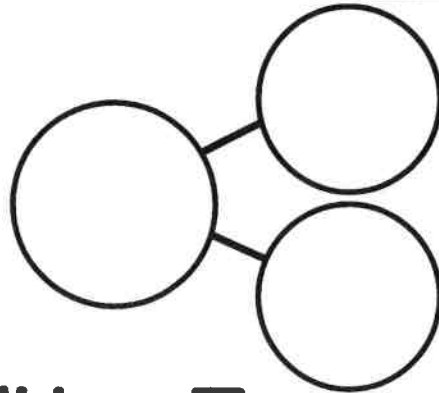
Subtraction up to 20

Build a Number Bond Up to 20

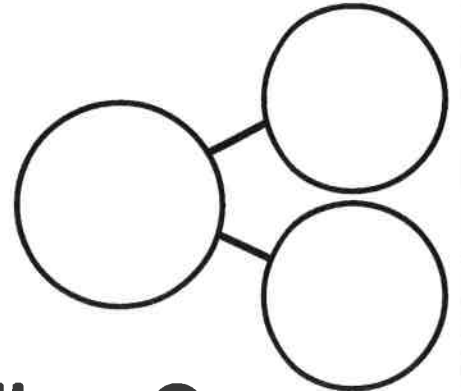
Directions: Build a number bond using the subtraction problem.



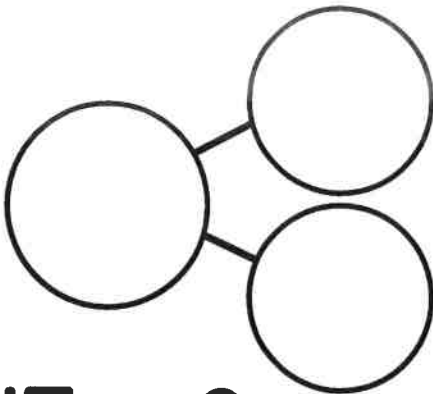
$$13 - 5 =$$



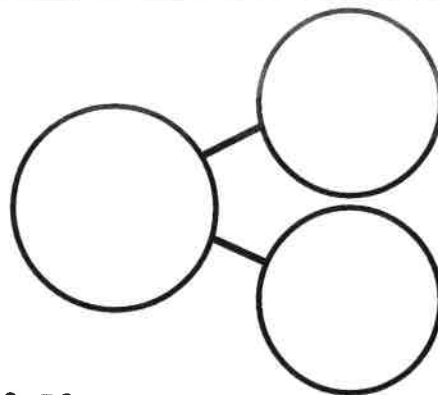
$$14 - 7 =$$



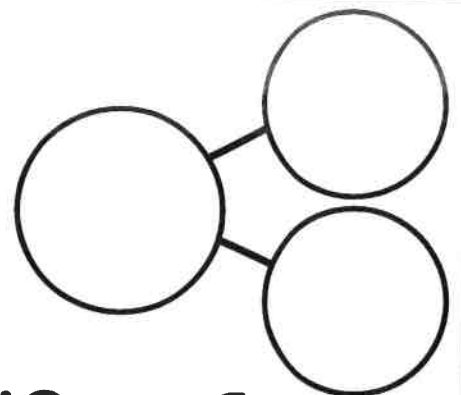
$$11 - 3 =$$



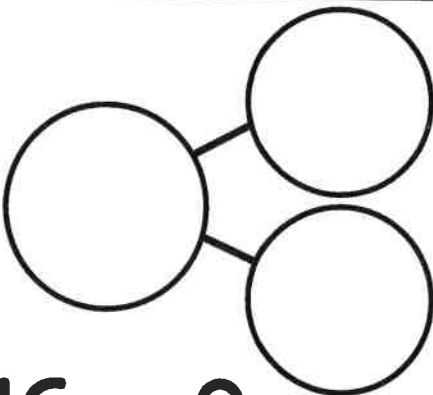
$$15 - 8 =$$



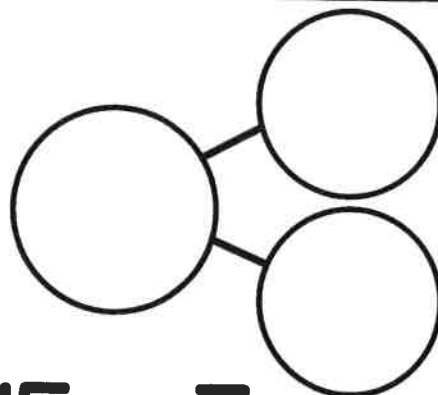
$$19 - 9 =$$



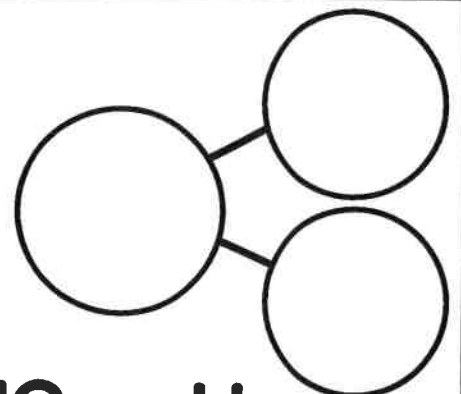
$$12 - 6 =$$



$$16 - 8 =$$



$$15 - 7 =$$





$$13 - 4 =$$

Name: _____



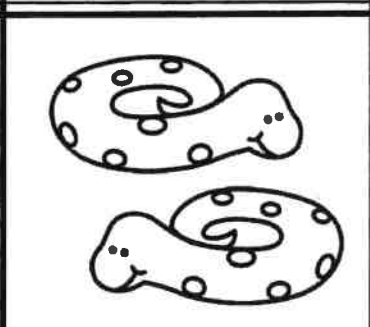



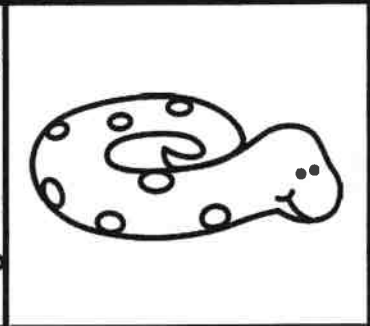



Date: _____

Identifying Plural Nouns

Directions: Use the word bank to write the correct word for each noun.



- ## Word Bank
- bunnies
 - bird
 - turtles
 - dog
 - birds
 - bunny
 - snake
 - cats
 - cat
 - dogs
 - hamster
 - snakes
 - turtle





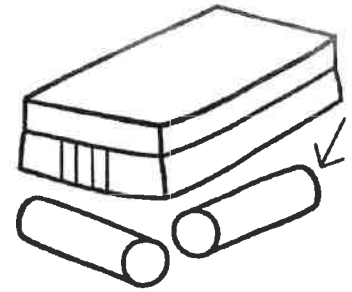
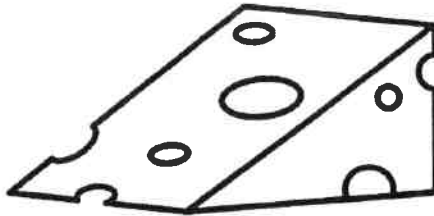
Name: _____

Match it UP!

Beginning Digraphs: CH

Directions: Trace the word. Cut and paste the ch word to match the picture.





Week 3: Day 1

chin

chair

cheese

chest

chalk

cherry

Name: _____


I can Read it 3 times!



th-

Phonics Reading Comprehension

Directions: Read the passage and answer the questions.



Thor is Sick

Thor dropped his hammer with a thud. His face was thin. Thor's dad got off his throne. He looked at Thor's thin face.

"I think you are sick," he said. "Drink this medicine."

"I'm not thirsty," said Thor. He sat down with a thump.

"Drink it, Thor," his dad said.

"I'm not thirsty, and my throat hurts!" said Thor.

"You are sick!" said his dad. "Now for the third time, drink it."

Thor drank the thick medicine. He thought it tasted bad. But he got better.

1. How does Thor's face look? 

2. Why won't Thor drink his medicine? 

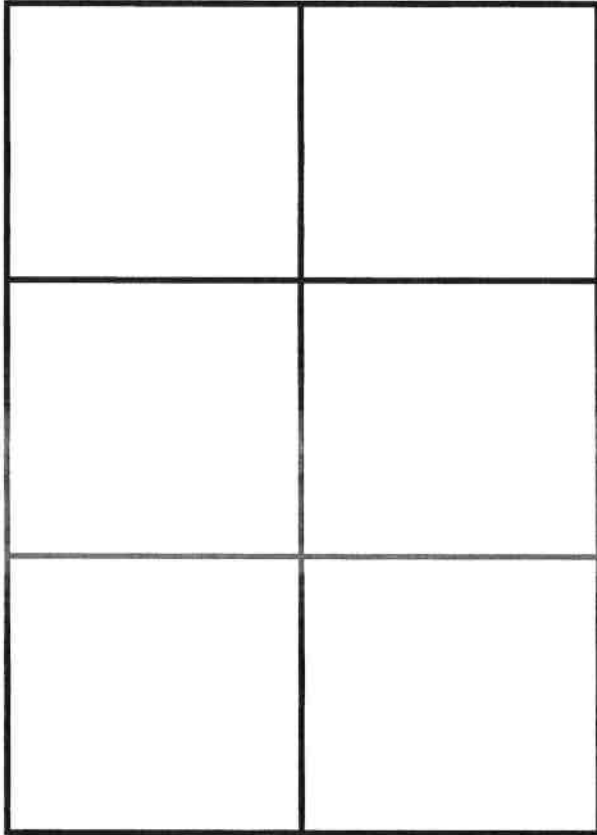
3. How many times was Thor told to drink the medicine? 

Name: _____


Equal and Unequal Parts

Directions: Cut and paste the shapes to the correct column.

Equal Parts

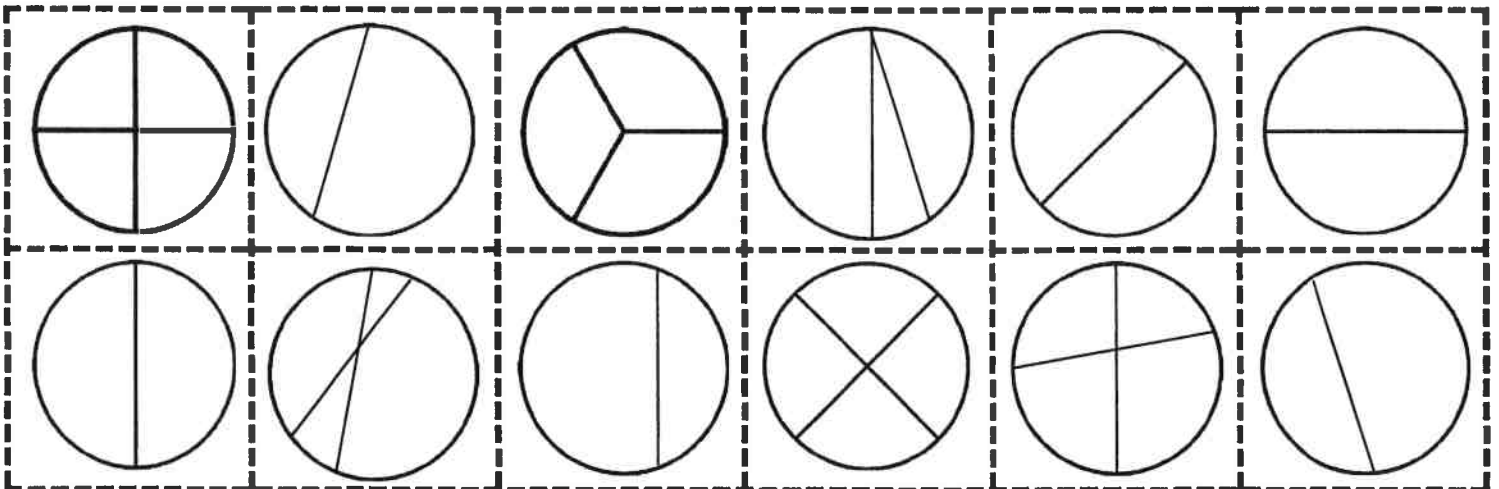


Unequal Parts



© Annie Moffatt @ The Moffatt Girls 2018

Week 3: Day 2








Name: _____

Addition

Fluency Up to 10

Addition: Color by the Code

Directions: Solve the addition problems and color by the code.

Color Code	 = 6	 = 8
 = 5	 = 7	 = 9

3 + 5 1 + 7 8 + 0 4 + 4 7 + 1 5 + 3

5 + 3 7 + 0 3 + 2 5 + 1 3 + 5

4 + 4 3 + 3 4 + 2 1 + 4 3 + 5

4 + 5 2 + 3 5 + 0 6 + 1 0 + 5 2 + 4

4 + 1 1 + 6 4 + 3 2 + 3 6 + 1

3 + 4 5 + 2 4 + 3 1 + 8 2 + 5 1 + 6 1 + 8

5 + 2 4 + 3 2 + 5 1 + 6 1 + 8

7 + 2 7 + 0 4 + 3 5 + 2 7 + 2

3 + 4 4 + 3 5 + 2 7 + 2


0 + 9 2 + 7 1 + 8 9 + 0 4 + 5

Name: _____

Date: _____

Identifying Verbs Set I

Directions: Circle the verb in each sentence. Color a picture to match.



1. Tom is reading a book.

2. Ben is riding his skateboard.

3. Kim is listening to music.

4. Jen is sleeping.

5. Jim is playing with his rocket and spaceship.

6. Beth is writing a letter.

7. Jack is cutting the paper.


8. John is kicking the ball.

9. Kate is painting a picture.

10. Juan is mailing a letter.

Name: _____

Super Sight Word:



Find and circle it

some take then
know some of some
some some stop

Trace it

some

some

Color it

1=red 2=brown
3=yellow 4=green

1 2 3 4
some

Highlight it

some	some	some	put
her	stop	old	some
some	some	some	walk

Put it in a sentence

May I have _____ pie?

Give him _____ water.

Box it up

some

Build it

--	--	--	--

m s o e

Name: _____


I can Read it 3 times!



-er

Phonics Reading Comprehension

Directions: Read the passage and answer the questions.



Beaver Business



Bert the beaver lives at the river with his sister Jennifer and his father Ernie.


They run a clever business together. Jennifer is a sweater maker. She makes her sweaters look perfect.

Ernie is a truck driver who sells the sweaters to others in town. Ernie brings back logs to give to Bert.


Bert is a dam builder. He builds dams in the center of the river. His dams are greater than any others!

What a clever business these beavers have!

1. Where do Bert, Jennifer and Ernie live?



2. What does Jennifer make?



3. What is Ernie?



Name: _____

Count On: Dimes and Nickels

Directions: Add up the coins. Write the number as you count.
Write how much money in all.



_____ ¢ _____ ¢ _____ ¢

Total:
_____ ¢



_____ ¢ _____ ¢ _____ ¢ _____ ¢

Total:
_____ ¢



_____ ¢ _____ ¢ _____ ¢ _____ ¢ _____ ¢ _____ ¢

Total:
_____ ¢



_____ ¢ _____ ¢ _____ ¢ _____ ¢ _____ ¢ _____ ¢ _____ ¢

Total:
_____ ¢



_____ ¢ _____ ¢ _____ ¢ _____ ¢ _____ ¢

Total:
_____ ¢



_____ ¢ _____ ¢ _____ ¢ _____ ¢ _____ ¢ _____ ¢ _____ ¢


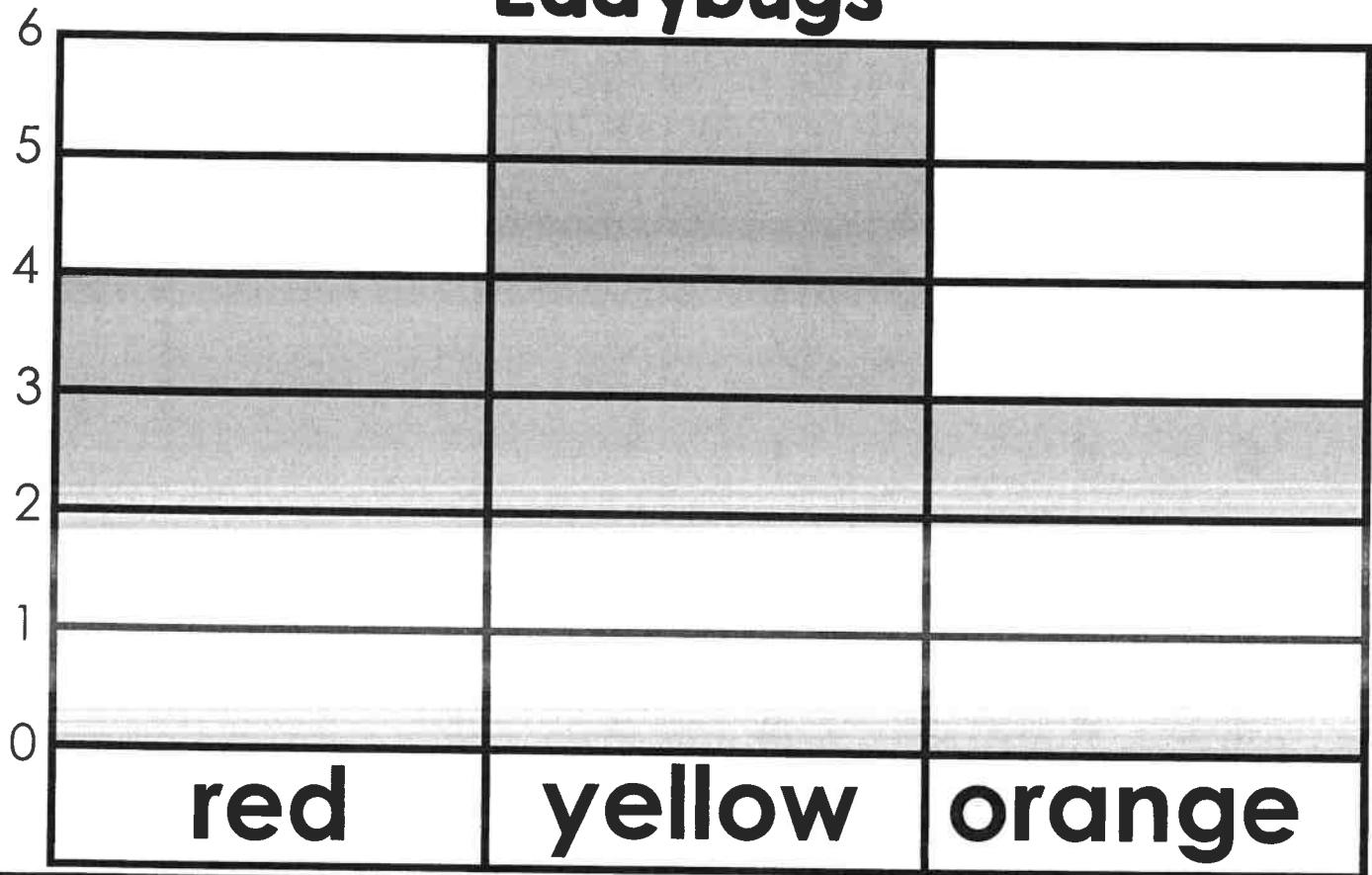
Total:
_____ ¢

Name: _____

Bar Graph Set I

Directions: Use the information on the bar graph to color the ladybugs and answer the questions.

Ladybugs



How many more yellow than red?

How many fewer orange than yellow?

How many ladybugs in all?
